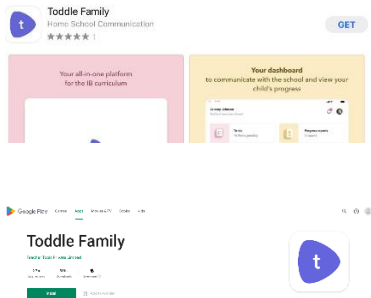


Toddle is UIS KL's platform for communication between students, teachers and parents. On it you can privately message teachers, get school-wide announcements and policies and check on your child's academic progress.

Getting Started


There are two ways in which you can access Toddle Family:

1) Download the App 'Toddle Family'



Create an account

2) Go to web.toddleapp.com



Choose Family account
Create an account

Welcome to Toddle!

Choose an account type to proceed

- Teacher account
I'm an education/school admin/ specialist
- Student account
I'm a student
- Family account
I'm a family member

Not a user? [Sign in here](#)

By logging in you agree to our [Privacy Policy](#), [Terms of Use](#) and [Cookie Policy](#).
© Toddle Team. Privacy Control. All Rights Reserved.

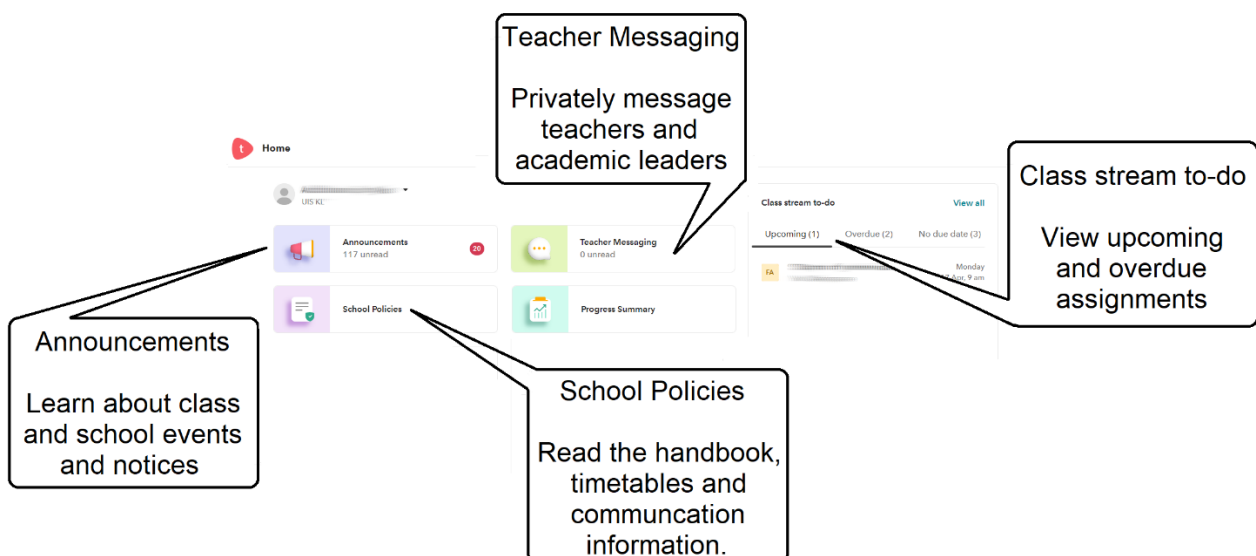
Signing In and Getting Connected

During your child's first week of school, your child will bring home an invitation to join Toddle. This paper will have a code that will allow you to connect your Family account with your child's Student account. **You will not be able to connect with your child's account or your child's teacher through Toddle before you receive this paper.**



Using Toddle

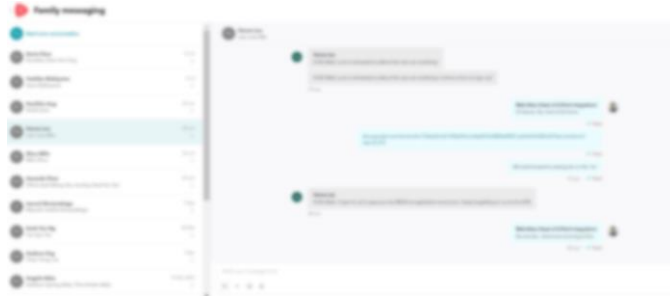
Once you have created a Family account and have connected to your child's Student account, you can begin using Toddle. You should pay attention to four areas within Toddle: **Announcements, Teacher Messaging, School Policies** and **Class stream to-do**.



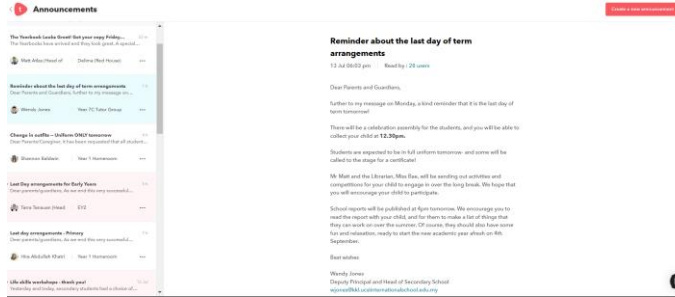
Getting Help

If you have questions about Toddle, please contact your child's class teacher via Toddle or email.

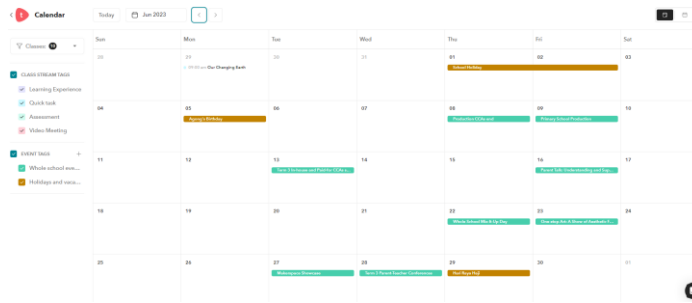
Teacher Messaging



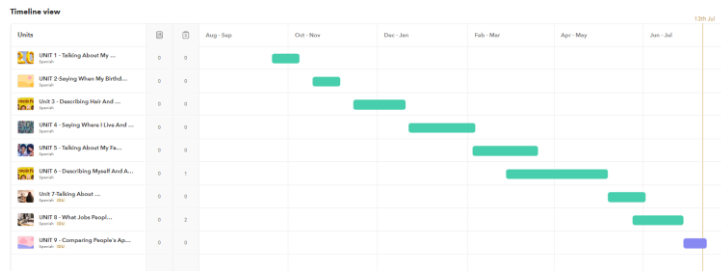
Announcements



Calendar



Teaching Unit Plans



Assignments

